
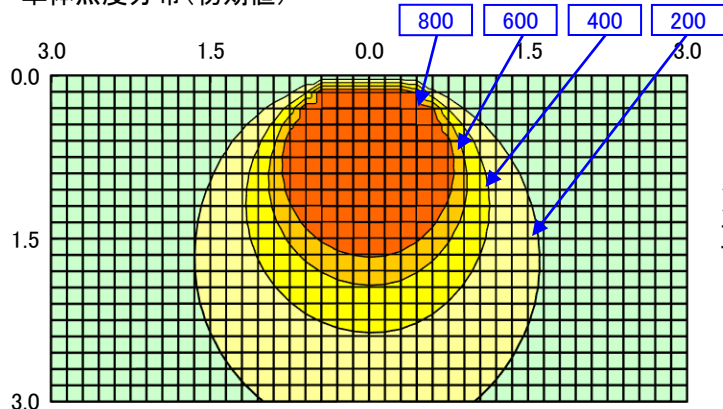
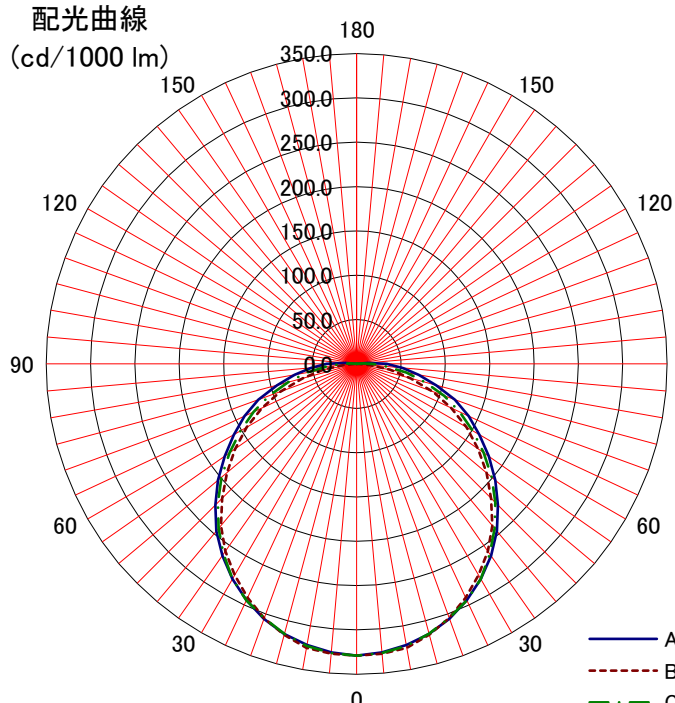
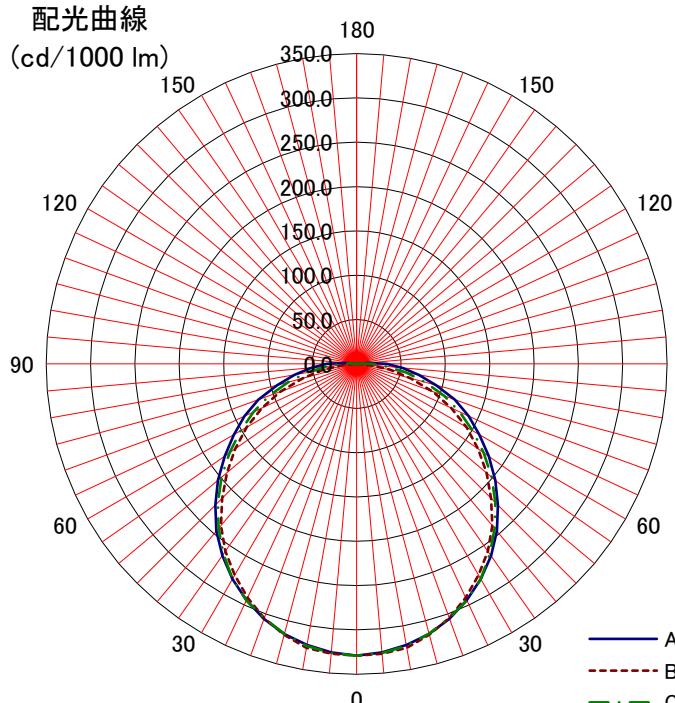


日立照明器具 照明特性

| | | | | | | | | | | | | | | | | |
|---|------|---|--|------|------|------|------|------|------|------|------|------|------|------|------|----|
| 名称: 交換形LED埋込形 | 反射率 | 天井 | 80% | | | 70% | | | | 50% | | | 30% | | | 0% |
| | | 壁 | 70% | 50% | 30% | 70% | 50% | 30% | 10% | 50% | 30% | 10% | 50% | 30% | 10% | 0% |
| | 床 | 10% | | | | | | | | | | | | | | 0% |
| 形式: TC4B1 | 室指数 | 固有照明率 S/H=1.0 | | | | | | | | | | | | | | |
| 〈備考〉 | 0.6 | 0.57 | 0.45 | 0.37 | 0.56 | 0.44 | 0.37 | 0.32 | 0.43 | 0.36 | 0.31 | 0.42 | 0.36 | 0.31 | 0.29 | |
| | 0.8 | 0.67 | 0.55 | 0.47 | 0.65 | 0.54 | 0.47 | 0.41 | 0.53 | 0.46 | 0.41 | 0.51 | 0.45 | 0.40 | 0.38 | |
| 姿図  | 1 | 0.73 | 0.62 | 0.54 | 0.71 | 0.61 | 0.54 | 0.48 | 0.59 | 0.53 | 0.48 | 0.58 | 0.52 | 0.47 | 0.45 | |
| | 1.25 | 0.79 | 0.69 | 0.61 | 0.77 | 0.68 | 0.61 | 0.55 | 0.66 | 0.60 | 0.54 | 0.64 | 0.59 | 0.54 | 0.52 | |
| | 1.5 | 0.83 | 0.74 | 0.67 | 0.82 | 0.73 | 0.66 | 0.61 | 0.71 | 0.65 | 0.60 | 0.69 | 0.64 | 0.60 | 0.57 | |
| | 2 | 0.89 | 0.81 | 0.75 | 0.87 | 0.80 | 0.74 | 0.69 | 0.78 | 0.73 | 0.68 | 0.76 | 0.71 | 0.68 | 0.65 | |
| | 2.5 | 0.92 | 0.86 | 0.80 | 0.91 | 0.84 | 0.79 | 0.75 | 0.82 | 0.78 | 0.74 | 0.80 | 0.76 | 0.73 | 0.70 | |
| | 3 | 0.95 | 0.89 | 0.84 | 0.93 | 0.88 | 0.83 | 0.79 | 0.85 | 0.81 | 0.77 | 0.83 | 0.79 | 0.76 | 0.73 | |
| 光源形式 | 4 | 0.98 | 0.93 | 0.89 | 0.96 | 0.92 | 0.88 | 0.84 | 0.89 | 0.86 | 0.83 | 0.87 | 0.84 | 0.82 | 0.79 | |
| CET407NE-C14A | 5 | 1.00 | 0.96 | 0.92 | 0.98 | 0.95 | 0.91 | 0.88 | 0.92 | 0.89 | 0.87 | 0.90 | 0.87 | 0.85 | 0.82 | |
| 器具光束 | 7 | 1.03 | 1.00 | 0.97 | 1.01 | 0.98 | 0.96 | 0.93 | 0.96 | 0.94 | 0.92 | 0.94 | 0.92 | 0.90 | 0.87 | |
| 6,810 lm | 10 | 1.05 | 1.03 | 1.01 | 1.03 | 1.01 | 0.99 | 0.98 | 0.99 | 0.97 | 0.96 | 0.96 | 0.95 | 0.94 | 0.91 | |
| 器具効率 Ft= 100% | | 単体照度分布(初期値)  | | | | | | | | | | | | | | |
| 上方光束 Fu= 0% | | | | | | | | | | | | | | | | |
| 下方光束 Fd= 100% | | | | | | | | | | | | | | | | |
| 最大取付間隔 | | A← 水平距離(m) →B  | | | | | | | | | | | | | | |
| A-A 1.28 H | | | | | | | | | | | | | | | | |
| B-B 1.26 H | | | | | | | | | | | | | | | | |
| 保守率 | 良 | 0.86 | 配光曲線 (cd/1000 lm)  | | | | | | | | | | | | | |
| | 中 | 0.81 | | | | | | | | | | | | | | |
| | 否 | 0.72 | | | | | | | | | | | | | | |
| 光度 (cd/1000 lm) | | | | | | | | | | | | | | | | |
| | A-0 | B-B | C-0 | A'-0 | C'-0 | | | | | | | | | | | |
| 0 | 329 | 329 | 329 | | | | | | | | | | | | | |
| 10 | 322 | 325 | 323 | | | | | | | | | | | | | |
| 20 | 306 | 305 | 305 | | | | | | | | | | | | | |
| 30 | 280 | 275 | 280 | | | | | | | | | | | | | |
| 40 | 246 | 238 | 242 | | | | | | | | | | | | | |
| 50 | 204 | 191 | 199 | | | | | | | | | | | | | |
| 60 | 160 | 143 | 151 | | | | | | | | | | | | | |
| 70 | 118 | 92 | 105 | | | | | | | | | | | | | |
| 80 | 71 | 38 | 57 | | | | | | | | | | | | | |
| 90 | 34 | 1 | 18 | | | | | | | | | | | | | |
| 100 | | | | | | | | | | | | | | | | |
| 110 | | | | | | | | | | | | | | | | |
| 120 | | | | | | | | | | | | | | | | |
| 130 | | | | | | | | | | | | | | | | |
| 140 | | | | | | | | | | | | | | | | |
| 150 | | | | | | | | | | | | | | | | |
| 160 | | | | | | | | | | | | | | | | |
| 170 | | | | | | | | | | | | | | | | |
| 180 | | | | | | | | | | | | | | | | |